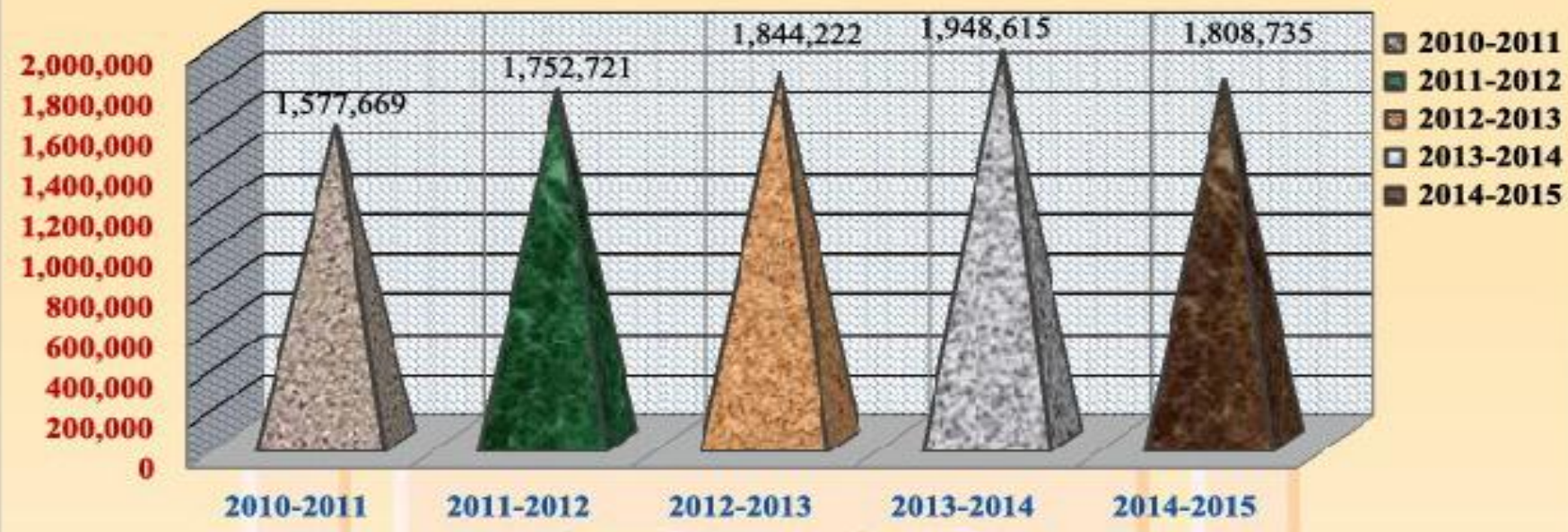
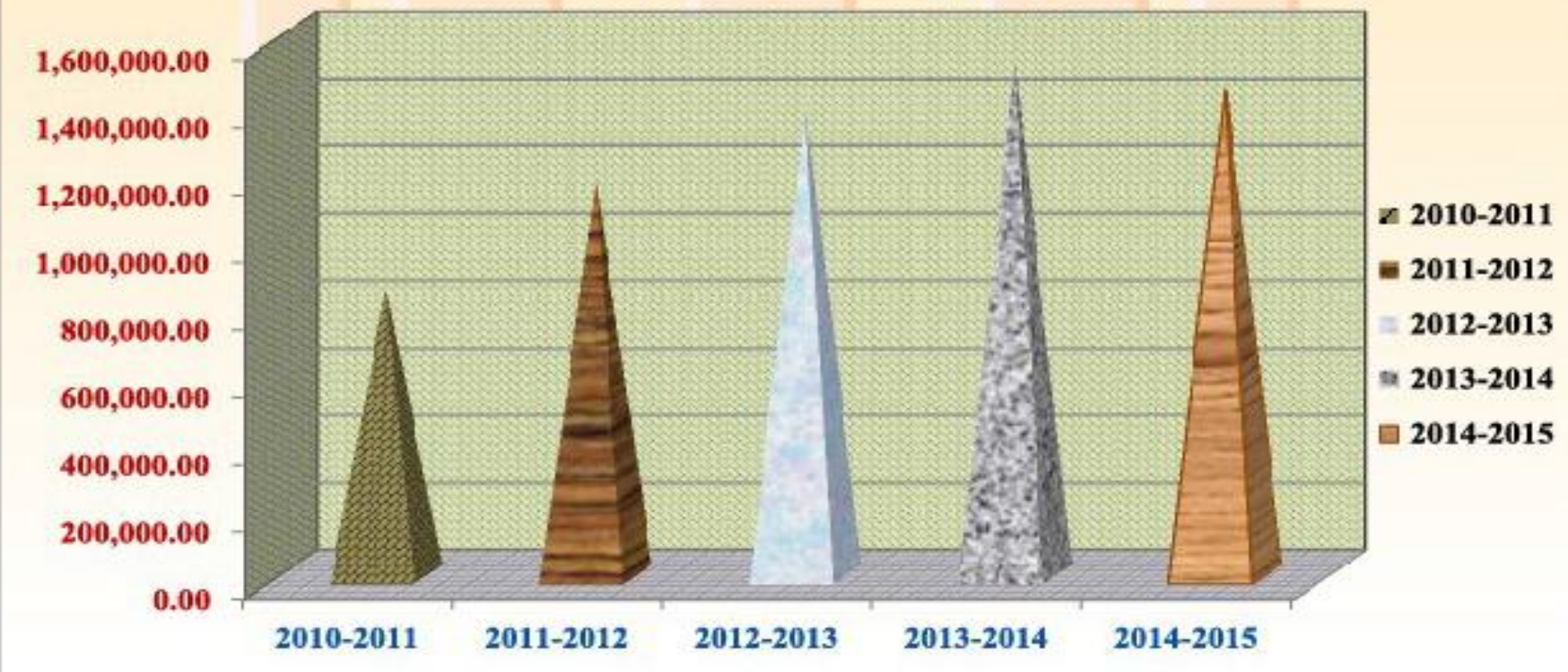


Five Years Sales Status (M.Ton)



Sales Amount (Fig. in Lac)



Financial Year	Sales Quantity in M.Ton	Sales Amount in Lac Taka
2010-2011	1577669	849099.95
2011-2012	1752721	1165119.51
2012-2013	1844222	1391206.14
2013-2014	1948615	1525881.49
2014-2015	1808735	1439642.24

Payment to National Exchequer

Amount in Lac Taka



Particulars	2010-2011	2011-2012	2012-2013	2013-2014	2014-2015
VAT	2836	3333	2914	3665	3843
DUTY	3480	4110	3255	3449	4384
INCOME TAX	2665	4372	6482	6987	6785
DIVIDEND TO BPC	1188	1665	3367	5483	6666
OTHERS	693	707	762	1260	1582
TOTAL	10862	14187	16780	20844	23260

Annexure:- 9

Regionwise POL Product Sale

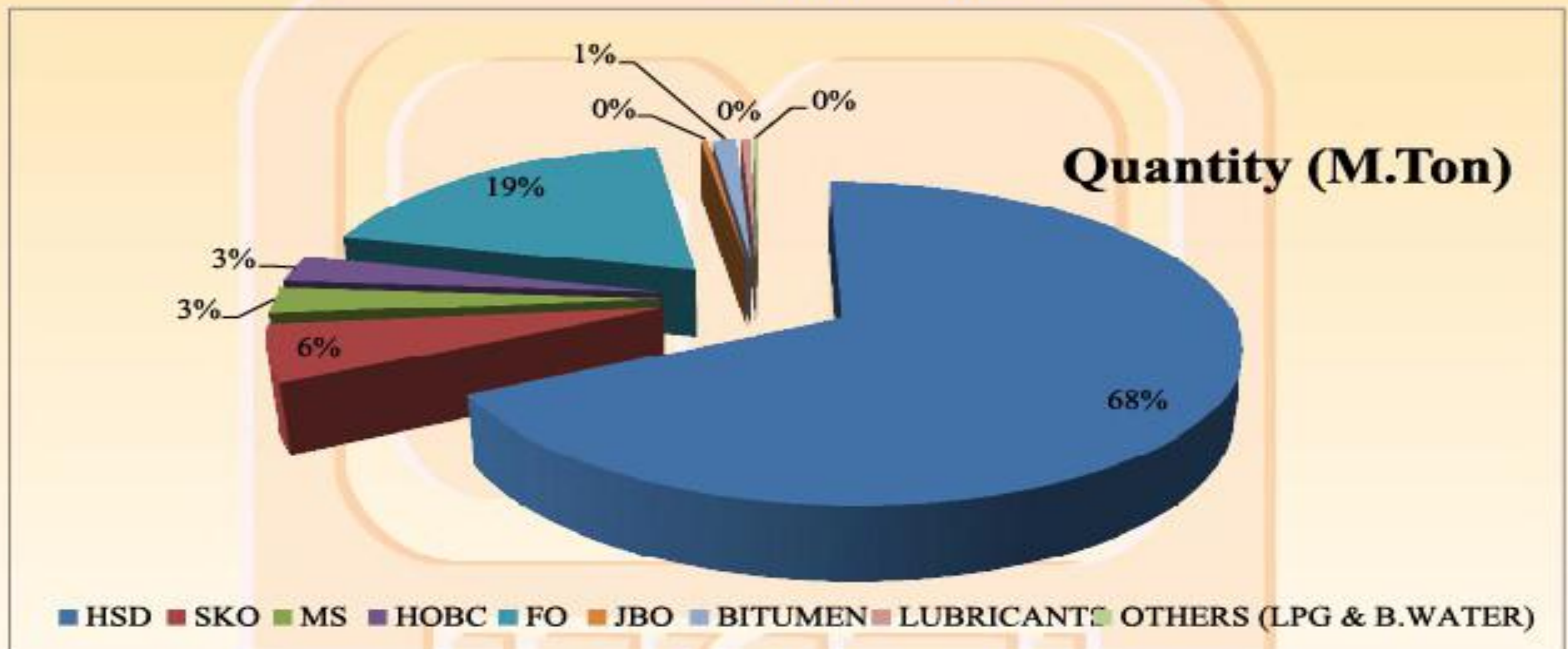
Amount in Lac Taka



Region	2010-2011	2011-2012	2012-2013	2013-2014	2014-2015
Chittagong	177211	239737	324937	308150	295293
Dhaka	331432	469350	573805	629338	583313
Khulna	204988	278646	291702	364093	342651
Bogra	135469	176862	200762	224300	218385
Total	849100	1164595	1391206	1525881	1439642

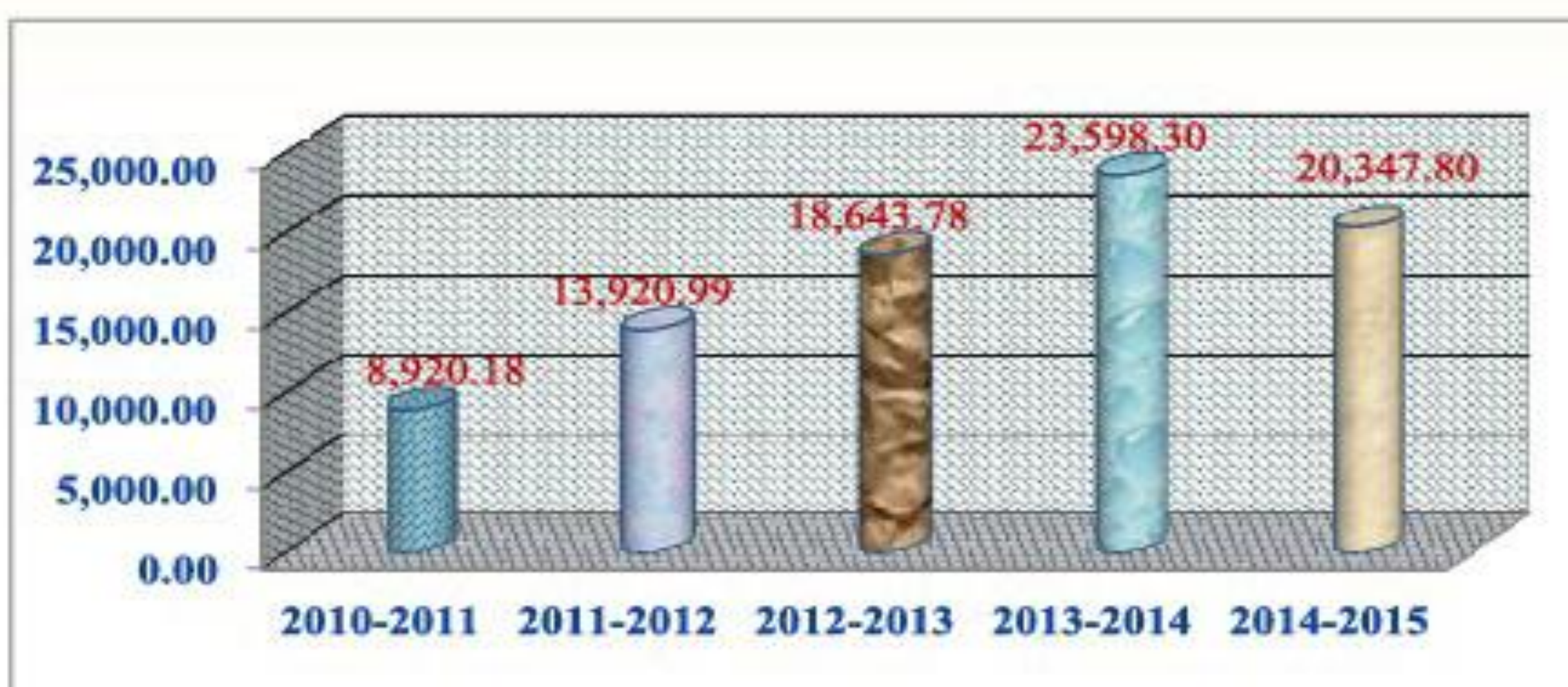
Productwise Sales Quantity in 2014-2015

Product Name	Quantity (M.Ton)
HSD	1222673
SKO	104270
MS	50949
HOBC	48746
FO	341584
JBO	6184
BITUMEN	21241
LUBRICANTS	8646
OTHERS (LPG & B. WATER)	4442
TOTAL	1808735



Business Performance

NET PROFIT AFTER TAX



Financial Year	Profit After Tax (Lac Taka)
2010-2011	8,920.18
2011-2012	13,920.99
2012-2013	18,643.78
2013-2014	23,598.30
2014-2015	20,347.80