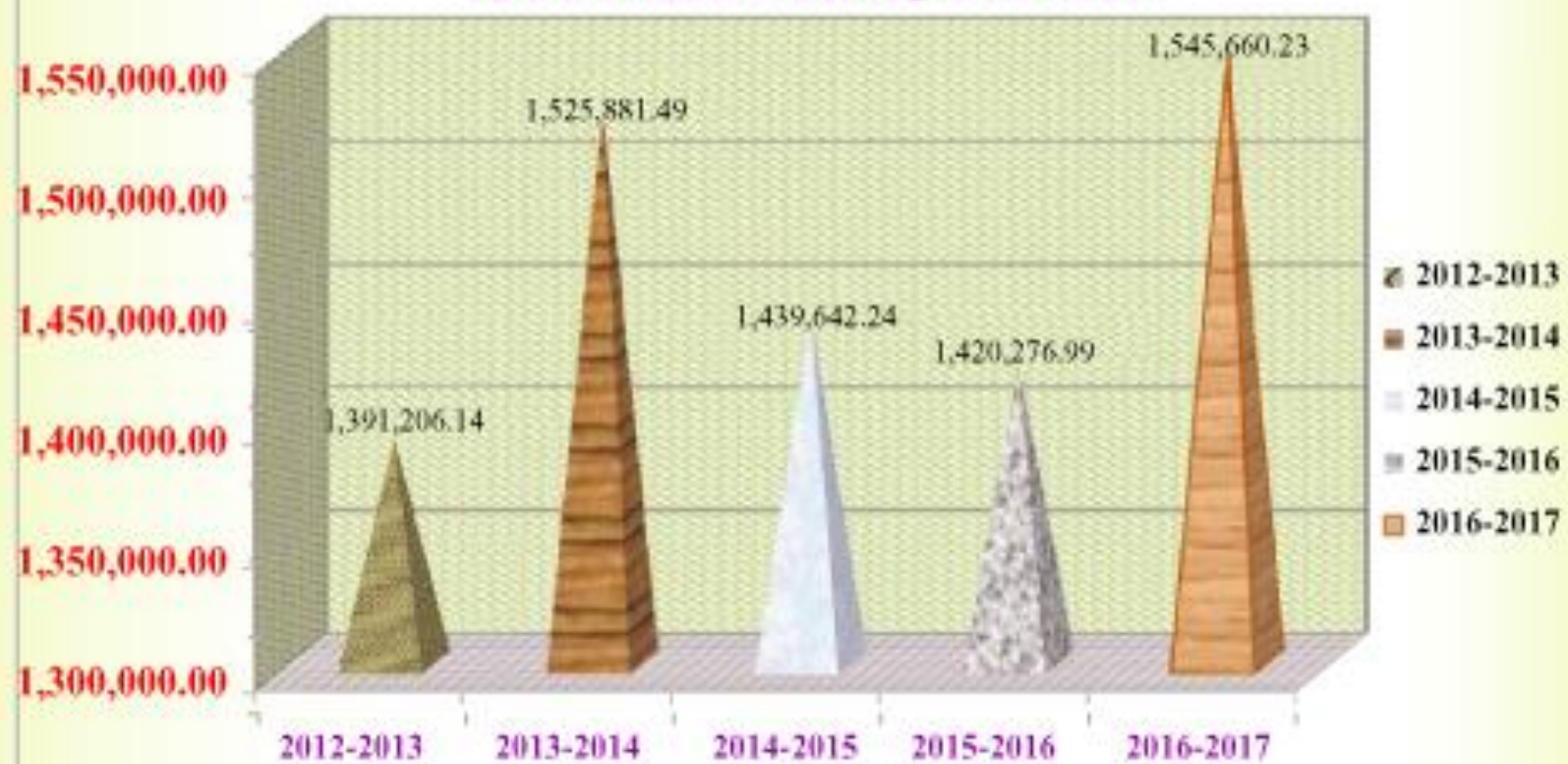


Five Years Sales Status (M.Ton)



Sales Amount (Fig. in Lac)

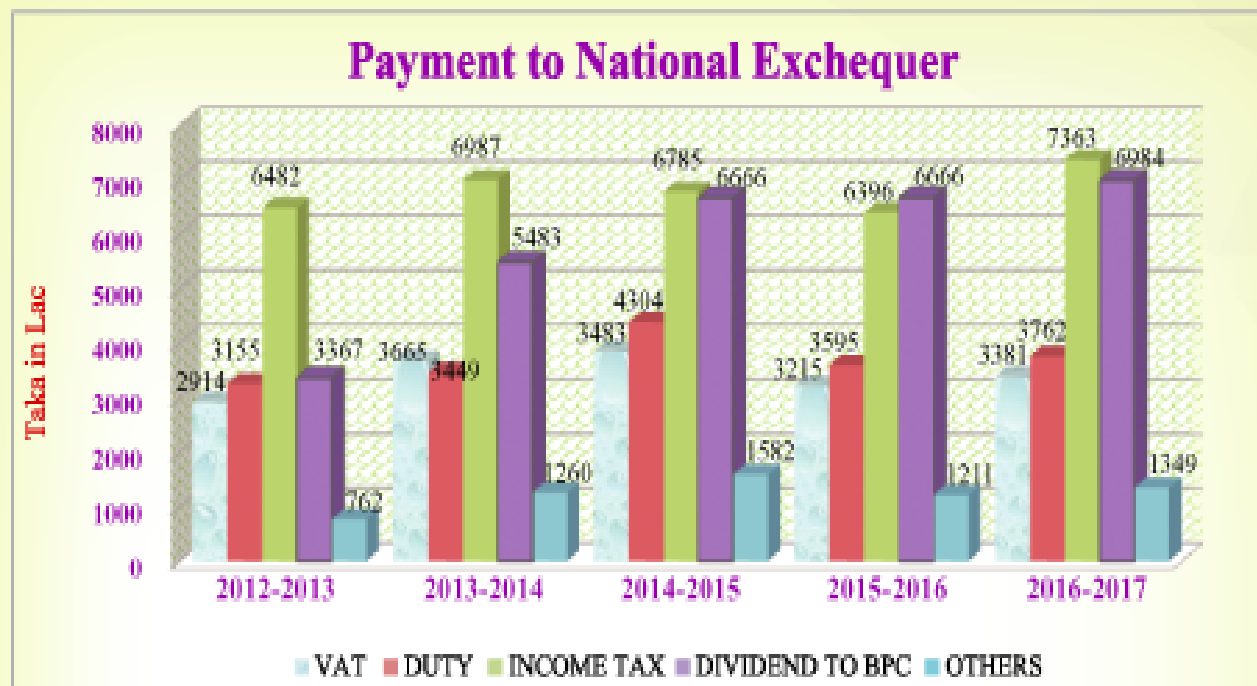


Financial Year	Sales Quantity in M.Ton	Sales Amount In Lac Taka
2012-2013	1,844,222	1,391,206.14
2013-2014	1,948,615	1,525,881.49
2014-2015	1,808,735	1,439,642.24
2015-2016	1,795,492	1,420,276.99
2016-2017	2,078,037	1,545,660.23

Annexure:- 8

Payment to National Exchequer

Amount in Lac Taka

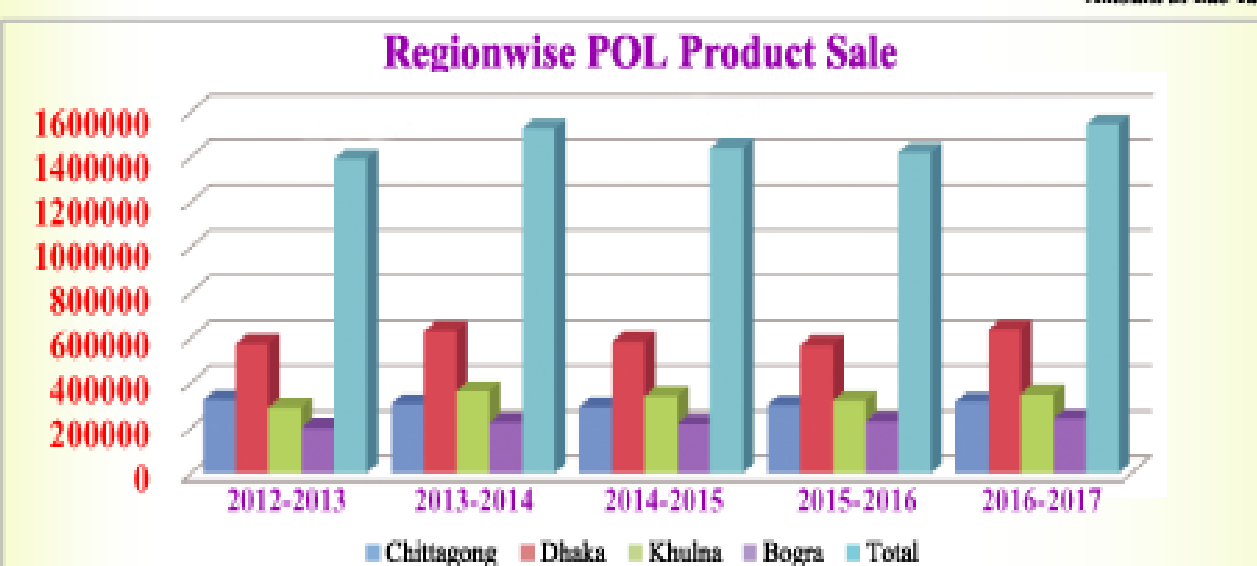


Particulars	2012-2013	2013-2014	2014-2015	2015-2016	2016-2017
VAT	2914	3665	3843	3215	3381
DUTY	3255	3449	4384	3595	3762
INCOME TAX	6482	6987	6785	6396	7363
DIVIDEND TO BPC	3367	5483	6666	6666	6984
OTHERS	762	1260	1582	1211	1349
TOTAL	16780	20844	23260	21083	22839

Annexure:- 9

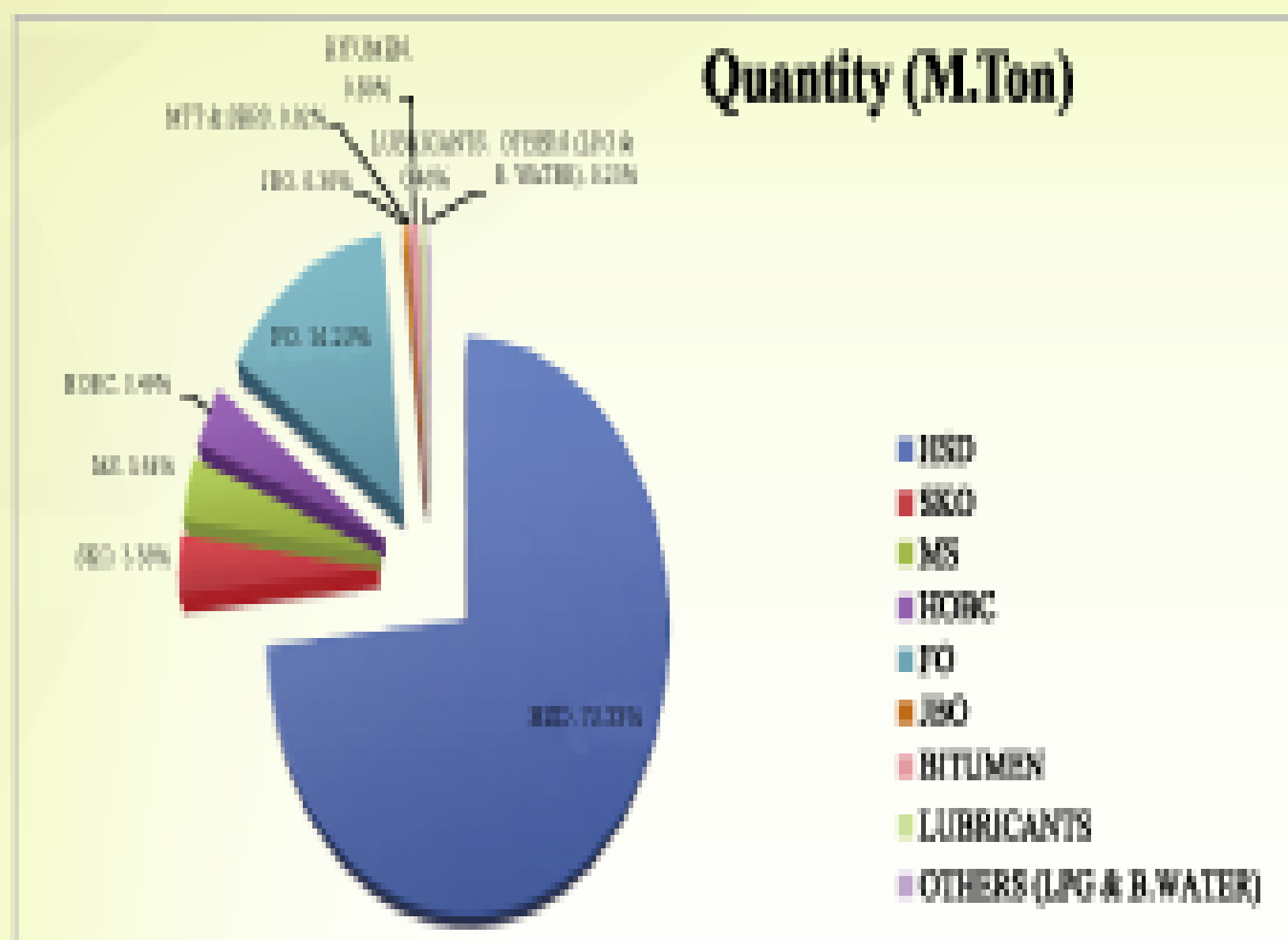
Regionwise POL Product Sale

Amount in Lac Taka



Region	2012-2013	2013-2014	2014-2015	2015-2016	2016-2017
Chittagong	324937	308150	295293	303237	316929
Dhaka	573805	629338	583313	567574	636399
Khulna	291702	364093	342651	320780	350688
Bogra	200762	224300	218385	228686	241644
Total	1391206	1525881	1439642	1420277	1545660

Annexure:- 10 Productwise Sales Quantity in 2016-2017



Product Name	Quantity (M.Ton)
HSD	1528362
SKO	70247
MS	73585
HOBC	72449
FO	295662
JBO	6336
MTT & SBP	473
BITUMEN	16625
LUBRICANTS	9543
OTHERS (LPG & B.WATER)	4755
TOTAL	2078037